

5. Optical Memory

5.1 Overview

5.2 History

5.3 Fundamentals

5.4 Laser Vision

5.5 CD-DA: Compact Disc Digital Audio

5.6 CD-ROM: Compact Disc - Read Only Memory

5.7 CD-ROM/XA: CD-ROM Extended Architecture

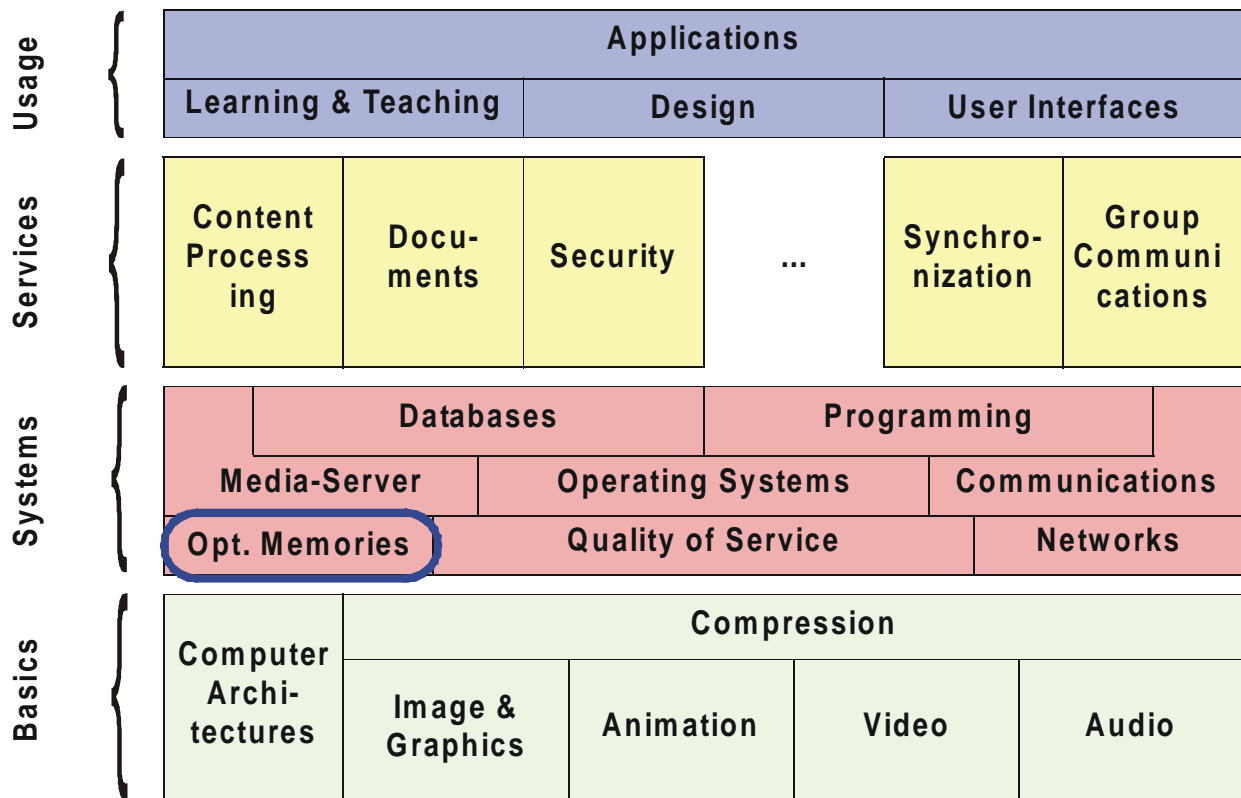
5.8 Further CD-ROM-based Developments

5.9 CD-WO: Compact Disc Write Once

5.10 CD-MO: Compact Disc Magneto Optical

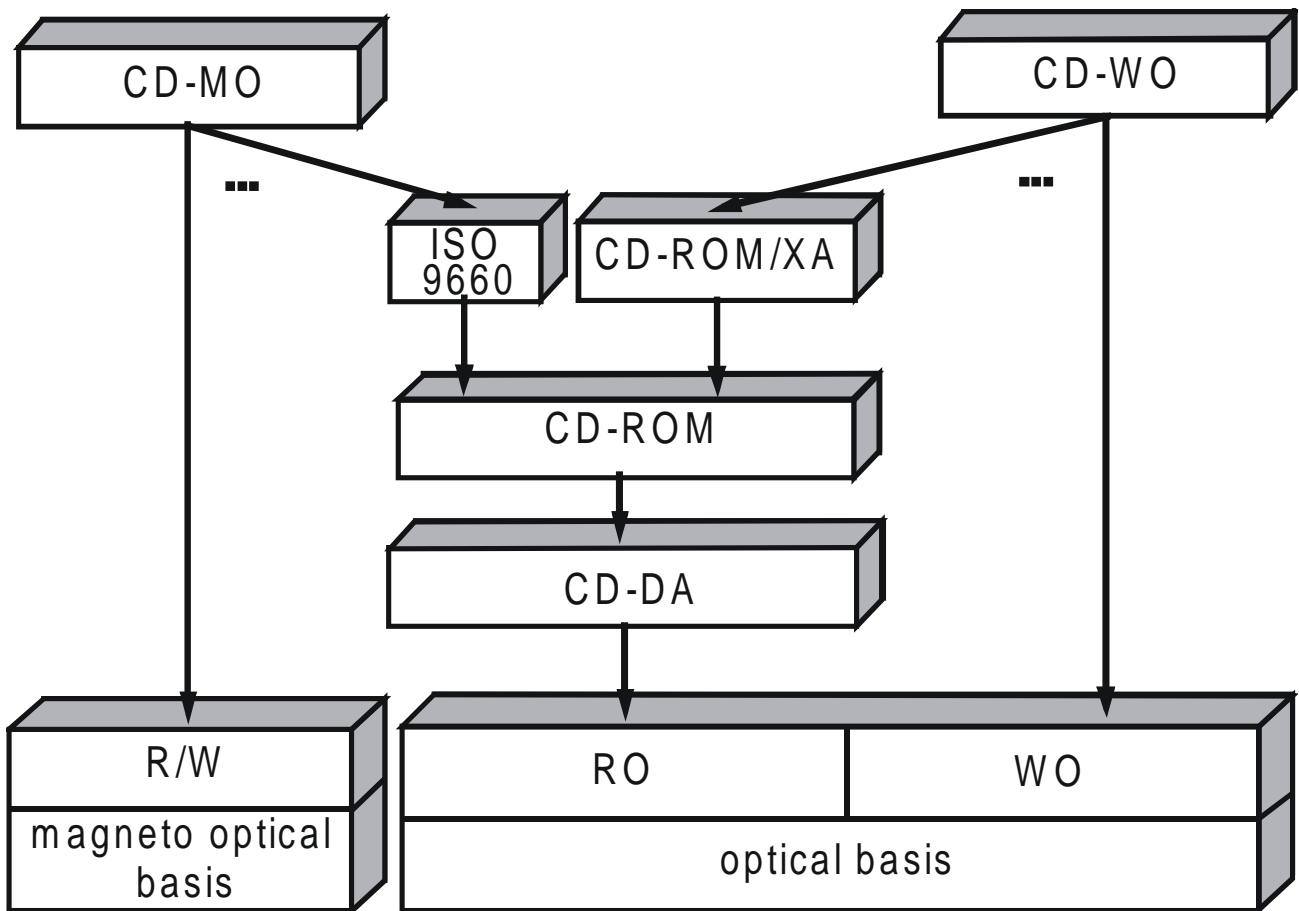
5.11 DVD: Digital Video Disk

Where We Are



5.1 Overview

Compact Disc Development

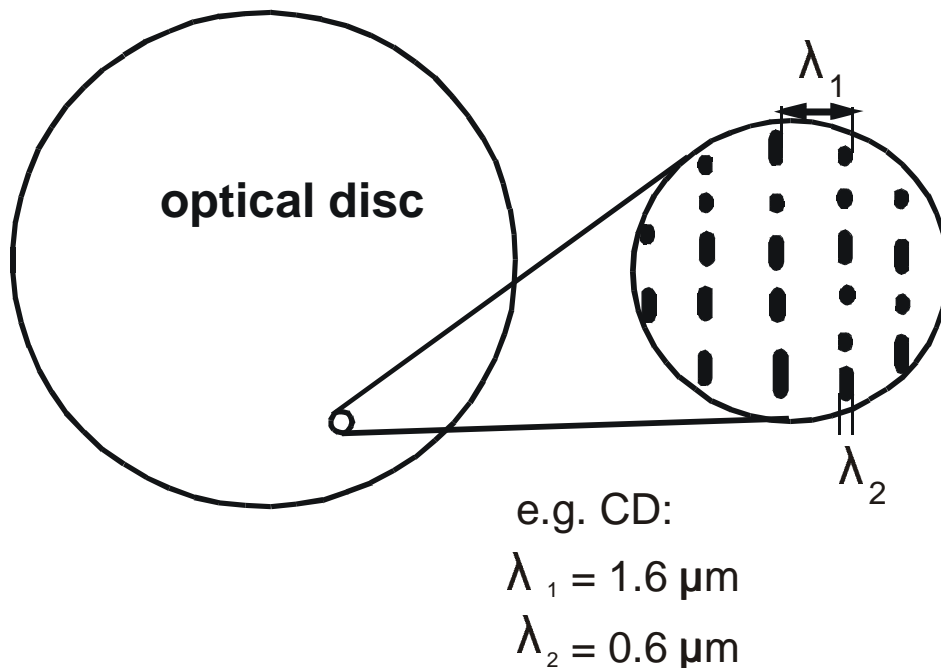


5.2 History

- 1973** Video Long Play (VLP) published
- 1983** Compact Disc Digital Audio (CD-DA) – available: the Red Book standard
- 1985** Compact Disc Read Only Memory (CD-ROM):
- Yellow Book standard for physical format
 - High Sierra Proposal
 - ISO 9660 standard for logical file format
- 1986** Compact Disc Interactive (CD-I) announcement: the Green Book standard
- 1987** Digital Video Interactive (DVI): first presentation
- 1988** CD-ROM Extended Architecture (CD-ROM-XA) announcement
- 1990** CD Write Once (CD-WO), CD Magneto-Optical (CD-MO):
- the Orange Book standard
- 1996** Digital Video Disk (DVD)

5.3 Fundamentals

Pits and Lands



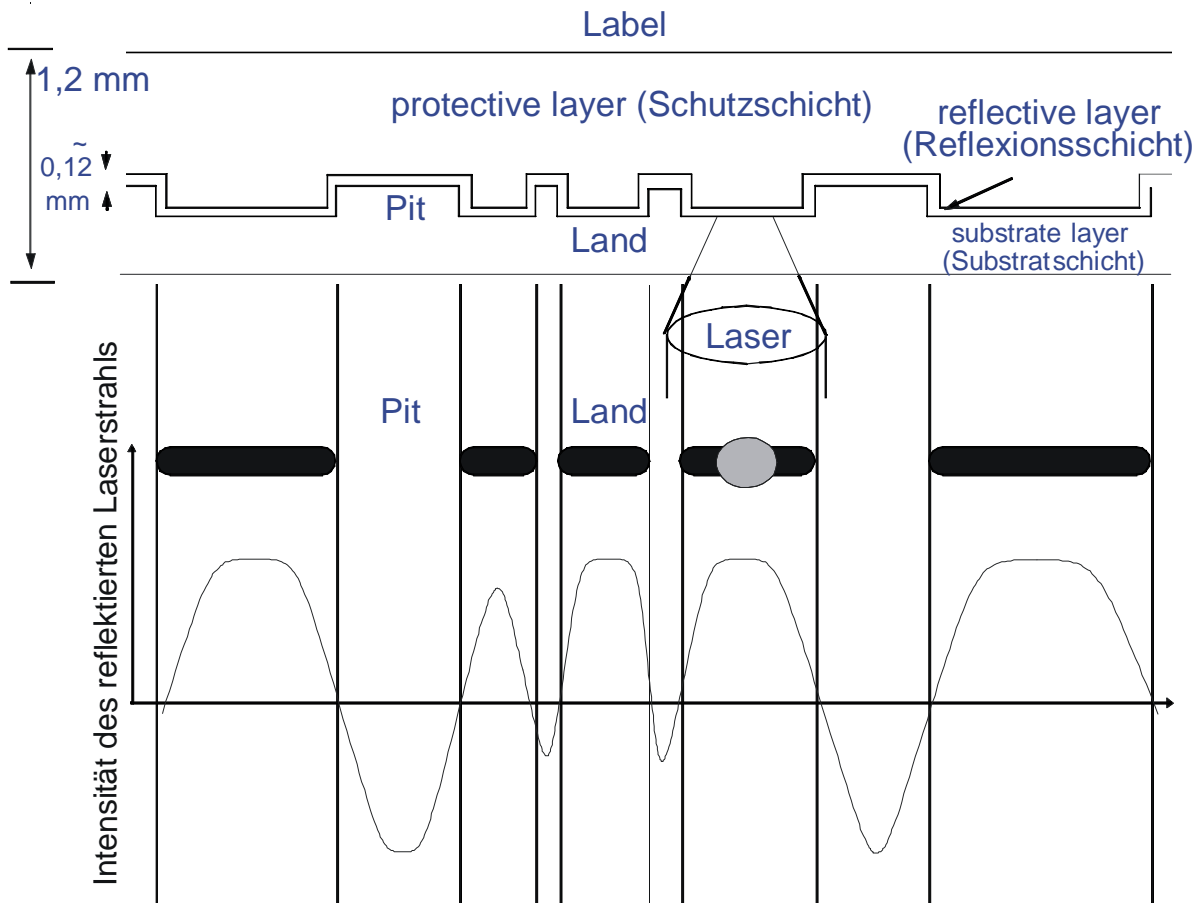
Information is stored in a spiral-shaped track:

- Series of **pits** and **lands** in substrate layer
- Transition from pit to land and from land to pit: '1'
- Between transitions: sequence of '0' s
- 16000 turns/inch (tpi)

Reading: Laser focused onto reflective layer

- **Lands** - almost totally reflecting the light
- **Pits** – scattering the light

Reading Data



Advantages of Optical Storage Media

High data density

- 1.66 data bits/ μm of track
- Inter-track density: 16000 tpi; compare diskette at 96 tpi

Long term storage

- Insensitive to magnetic/electric interference
- Insensitive to dust, scratches

Low probability of head crashes

- Distance between head and substrate surface > 1 mm

Adequate error correction

- allows handling of many defects

Perception quality

- e.g., each digital music disc is exactly equivalent to the master

5.4 Laser Vision

An important precursor of the audio CD.

Laser Disk Characteristics

- Diameter: ~ 30 cm
- Storage of video and audio
- Analog encoding
- High quality of reproduced data
- Storage capacity: ~ 2.6 GBytes

History

- Originally called Video Long Play (VLP)
- 1973 first description in the Philips Technical Review journal

Principles

- Mix of audio and video
- Frequency modulation
- No quantization of pit length

A Graduate Course on Multimedia Technology	© Wolfgang Effelsberg, Ralf Steinmetz	5. Optical Memory	5-8
---	--	-------------------	-----

5.5 CD-DA: Compact Disc Digital Audio

Goal

- Storage of audio data

History

- Development of basic technology by Philips
- Cooperation of Philips N.V. and Sony Corporation
- **1983**: CD-DA players and disks available in the market

Physical characteristics

- Diameter: 120 mm
- **Constant linear velocity** (CLV), i.e., number of rotations/s depends on the position of the head
- Track shape: one spiral with approx. 20000 turns (LP: 850 turns)

CD-DA: Characteristics

Audio data rate

- Sampling frequency: 44,100 Hz
- Quantization: 16 bits
- Pulse code modulation (PCM)
- Audio data rate = 1,411,200 bit/s = (~ 1.4 Mbit/s)

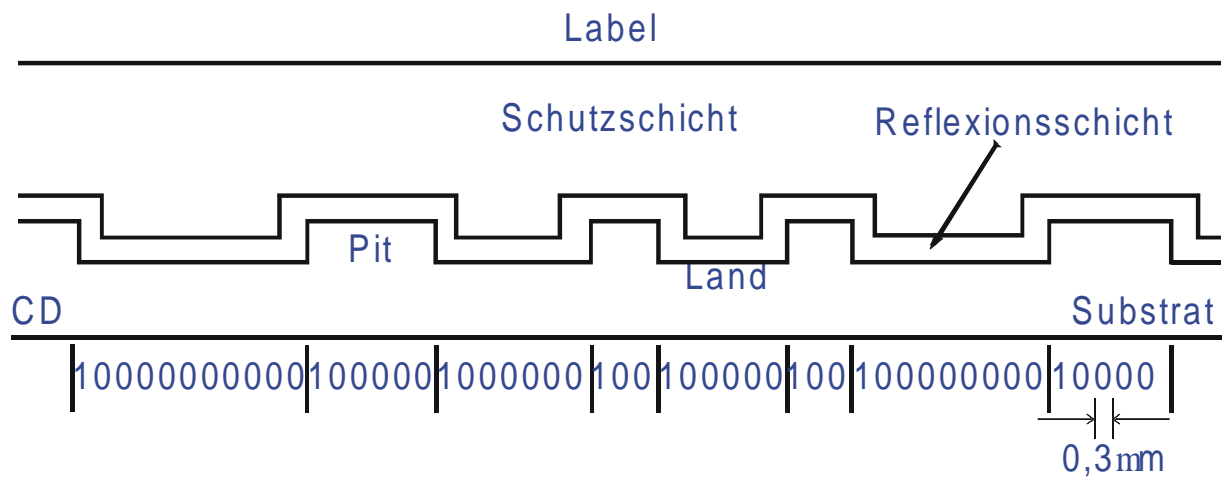
Quality

- Signal to noise ratio (S/N): ~ 6 dB/bit, 16 bit quantization \Rightarrow S/N exactly 98 dB
- Compare LP, tape: S/N 50-60 dB

Capacity (without error correction data)

- Playback time: maximal 74 min
- Raw capacity = 74 min \times 1,411,200 bit/s = 6265728000 bit ~ 747 Mbyte

CD-DA: Pits and Lands



Length of pits and lands: multiples of $0.3 \mu\text{m}$

Bit Encoding

- Transition from pit to land or from land to pit encodes a '1'
- Between two transitions: a sequence of '0's

CD-DA: Eight-to-Fourteen Modulation

Restricted laser resolution

- Requires a minimal distance between transitions (pit to land, land to pit): at least two “0”s between two “1”s

Generation (adaptation) of the clock signal is driven by transitions

- Requires a maximal distance between transitions (pit to land, land to pit): not more than 10 consecutive “0”

=> Eight-to-Fourteen Modulation

- An 8 bit data value is encoded using 14 bits
- 267 combinations fulfill the criteria above, 256 are chosen. Criterion: efficient implementation with a small number of gates.

CD-DA: Error Handling

Typical Errors

- Scratches, dust, fingerprints
- „Burst errors“

Two-level Reed-Solomon code with frame interleaving (“Cross Interleaved Reed Solomon Code“):

- **First level:** byte level, EDC and ECC. Two groups, each with four correction bytes for 24 data bytes:
 - 1st group: correction of single byte errors
 - 2nd group: correction of double byte errors, detection of further errors
- **Second level: frame interleaving**
 - frame: 588 channel bits = 24 audio data bytes
 - distribution of consecutive data bytes and corresponding ECC bytes over adjacent frames

Error rate: 10^{-8} (~ 1 bit in 100 million bits (!))

- Exact correction of 4000 data bits possible
- 4000 data bits * 0.3 μm /channel bit
- hence: burst errors within 2.5 mm can be corrected

With interpolation: Up to 12,300 data bits (~ 7 mm)

CD-DA: Frames

Each frame consists of

- **Data**
 - two groups of 12 audio data bytes each (actual data)
- **Error detection and correction code**
 - two groups of four parity bytes
 - Computed according to the Reed-Solomon code
- **Control&display byte**
 - Together with control&display bytes of other frames it forms the subchannel stream.
 - Example: subchannel byte for track start identification
- **Synchronization pattern**
 - Start of a frame
 - $12 \times "1" + 12 \times "0" + 3 \text{ merging bits} = 27 \text{ bits}$

CD-DA: Data Streams

Audio bit stream ~ 1.41×10^6 bit/s:

- 44,1 kHz sampling frequency ~ 1411200 bit/s
- 16-bit stereo PCM
- uniform quantization

Data bit stream ~ 1.94×10^6 bit/s:

- Audio bit stream
 - + parity bytes
 - + control&display byte

Channel bit stream ~ 4.32×10^6 bit/s:

- Data bit stream
 - + EFM
 - + merging bits
 - + synchronization pattern

CD-DA: Areas

Areas

- **Lead-in area**
 - Table of content
 - Pointer to the start of each track
- **Program area**
 - Up to 99 tracks of different lengths
 - Typically one track relates to one song
- **Lead-out area**

Random Access supported via

- **Tracks**
- **Index points**
 - IP_0 : start of track
 - IP_1 : start of audio data
 - Track pregap: part between IP_0 and IP_1

5.6 CD-ROM: Compact Disc – Read Only Memory

CD-DA provides a suitable means for the handling of typical errors caused by damage or dust. The CD-DA specification became the base for a **family** of optical storage media.

But not conceived for:

- video (different ECC, EDC scheme required)
- discrete data (error rate too high)
- simultaneous play back of various media

For computers there is a need for storage of:

- Data, audio, compressed audio and video

The Yellow Book CD-ROM Standard

- CD-ROM mode 1: for any data
- CD-ROM mode 2: for compressed audio and video data
- But cannot be combined on a single track

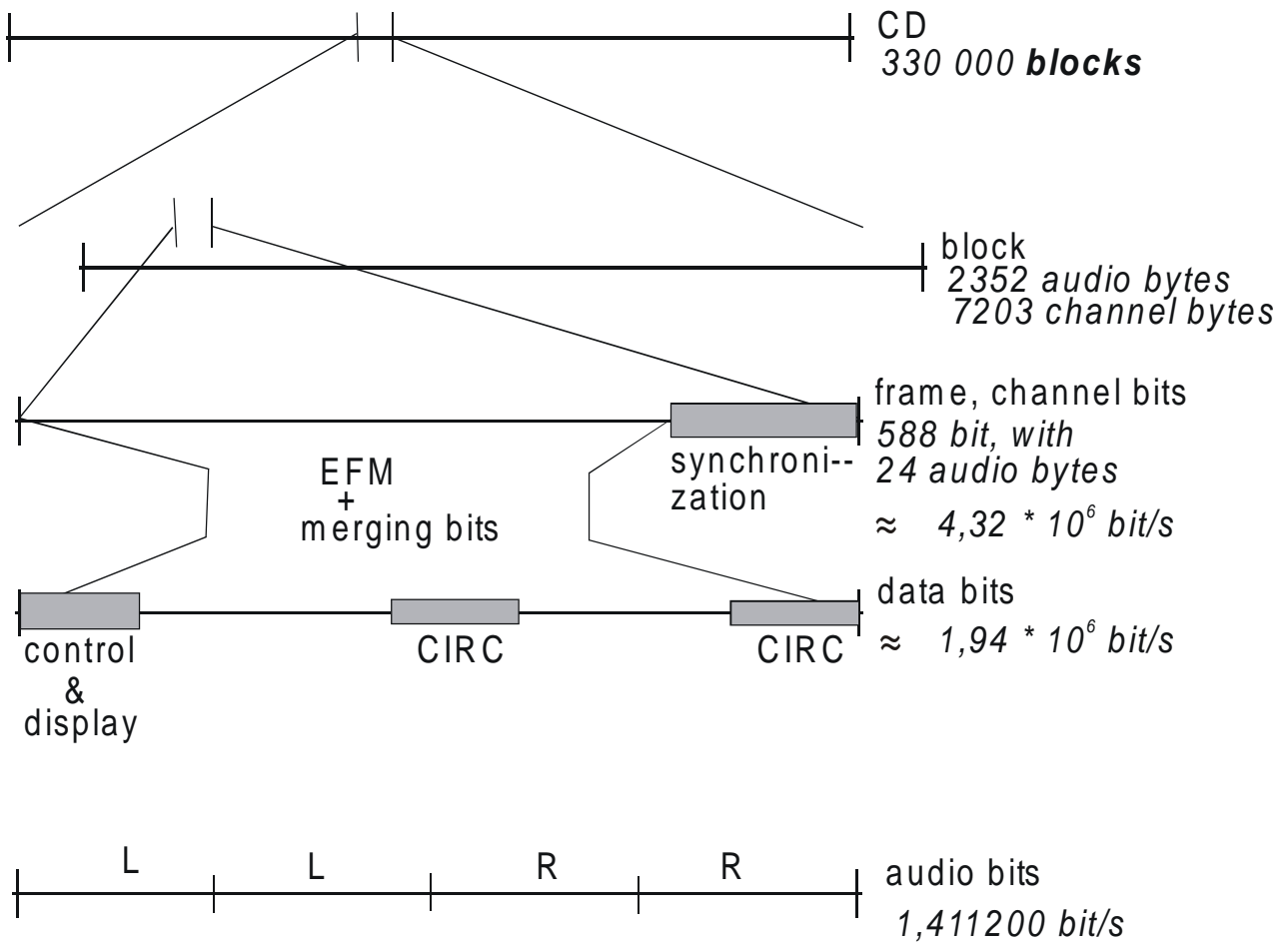
Within a single track:

- Only CD-DA audio or only CD-ROM specific data

Mixed Mode Disc:

- Data tracks at the beginning
- Subsequent tracks for audio data

CD-ROM: Structure



CD-ROM: Structure

Fine granularity for random access

- Tracks and Index Points not sufficient
- Structure with a higher resolution: the **block**
- Blocks contain a fixed number of frames

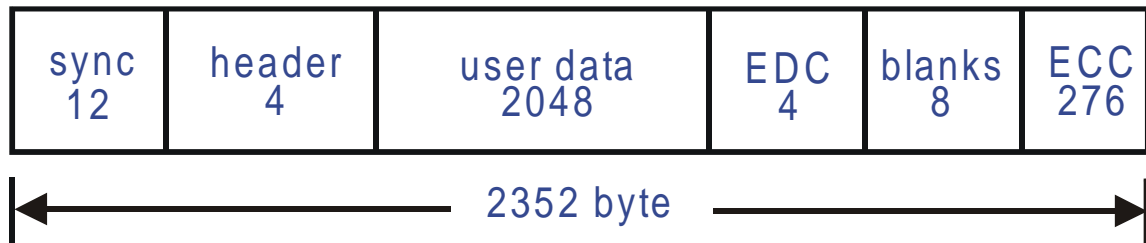
Disk structure

- 1 block = 32 frames
- 75 blocks/s (for a single-speed CD-ROM)
- $1411200 \text{ bit/s} / 75 \text{ blocks/s} / 8 \text{ bit/byte} = 2352 \text{ bytes/block}$

Allows for

- Random access
- Better EDC, ECC

CD-ROM Mode 1



1 block = 2352 bytes:

- Header bytes include minutes, seconds, block number, mode
- Error rate = 10^{-12}

Capacity:

- Max. 74 min x 60 s/min x 75 block/s = 333000 blocks
- 333000 blocks/CD ~ 650 MByte (user data)

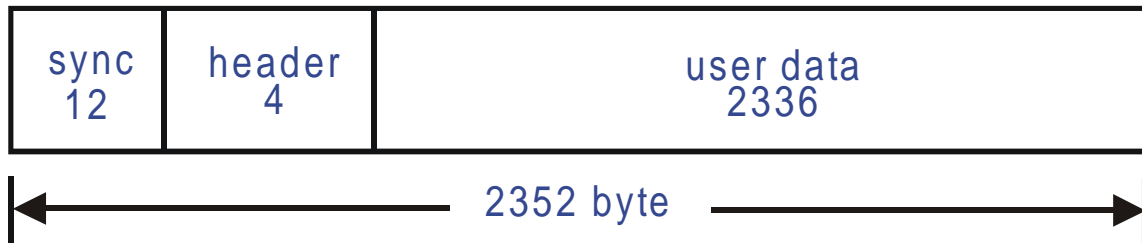
Data rate:

- 2048 byte/block x 75 block/s ~150 KByte/s (single-speed)

Used by most CD-ROM applications, but

- simultaneous reading of audio and other data in CD-ROM mode 1 not possible

CD-ROM Mode 2



Capacity:

- $333000 \text{ blocks} \times 2336 \text{ bytes/block}$
 $= 777888000 \text{ bytes} \sim 741.85 \text{ MByte}$

Data rate:

- $2336 \text{ byte/block} \times 75 \text{ block/s} = 171 \text{ KByte/s}$
(single-speed)

Problem: concatenation of mode 1 and mode 2 blocks

CD-ROM: Average Access Time

Time to position a block/sector

- **Synchronization time:** Adapt internal clock to disc signal
 - Range of milliseconds
- **Seek time:** Adaptation of laser to radius
 - about 100 ms
- **Rotation delay** (for constant linear velocity):
 - Find sector within one rotation
 - Adapt disk speed
 - for 40 x CD devices (with 9000 rotations per minute) ~ 6.3 ms

Access time (also) depends on

- actual and desired position of the head (distance)
- cache strategies of the device

The actual average access time may be about 100 ms (with data caching).

A Graduate Course on Multimedia Technology	© Wolfgang Effelsberg, Ralf Steinmetz	5. Optical Memory	5-23
---	--	-------------------	------

CD-ROM: File System

Original (early) CD-ROM

- No logical file format
- No directory specification

High Sierra Proposal

- Developed by a group of industry representatives
- Initial file system later lead to ISO 9660

ISO 9660 file standard

- Directory tree: information about files
- Path table:
 - List of all directories & direct access to files at any level
- File interleaving

First track

- 16 blocks (sectors 0 to 15): system area
- Volume descriptors in subsequent blocks with e.g. the length of file system

Logical block size

- between 512 bytes and 2048 bytes (in steps of 2^i)
- blocks of 512 bytes, 1024 bytes, and 2048 bytes are used
- Files begin at logical block start

5.7 CD-ROM/XA: CD-ROM Extended Architecture

History

- Philips N.V., Sony and Microsoft (announcement in 1988)
- An extension of the Yellow Book standard

Goal: Simultaneous transfer of various media data

- Based on CD-ROM mode 2, ISO 9660, CD-I
- Interleaving of blocks of different media within the same track
- Definition of a new type of track used for:
 - compressed audio (ADPCM) and video data
 - images, text, programs
- Distinction between two block formats: **Form 1**, **Form 2**

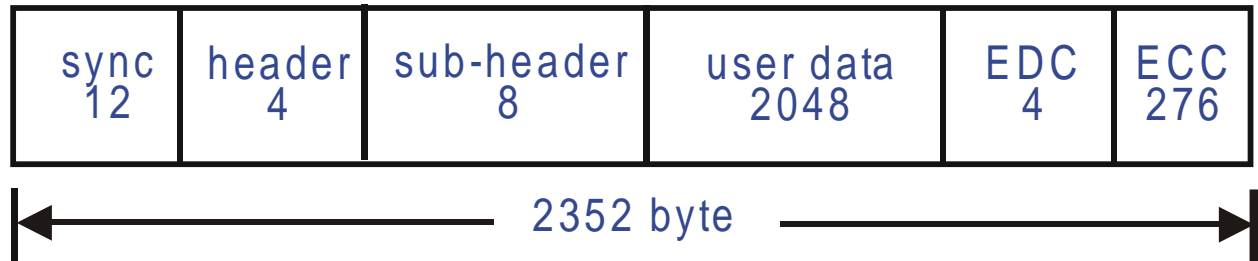
XA: Extended Architecture

Drawbacks

- Compatibility to audio and video compression
 - For some media only reference to standard
 - MPEG audio not compatible (MPEG does not use ADPCM)
- Interleaved storage of data of different types in the same track:
 - Requires special disc layout
 - Requires effective interleaving with a choice of the suitable audio level
 - Complex application development

A Graduate Course on Multimedia Technology	© Wolfgang Effelsberg, Ralf Steinmetz	5. Optical Memory	5-26
---	--	-------------------	------

CD-ROM/XA (Mode 2) Form 1

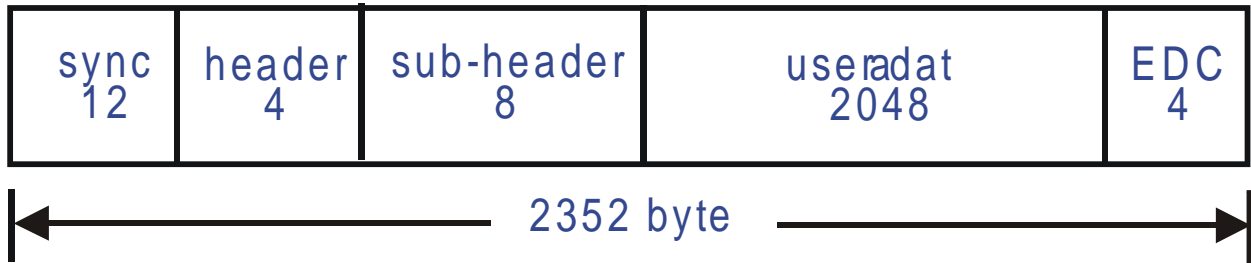


Subheader:

- Specification of CD-ROM Mode 2 XA Format type
- 8 bytes long

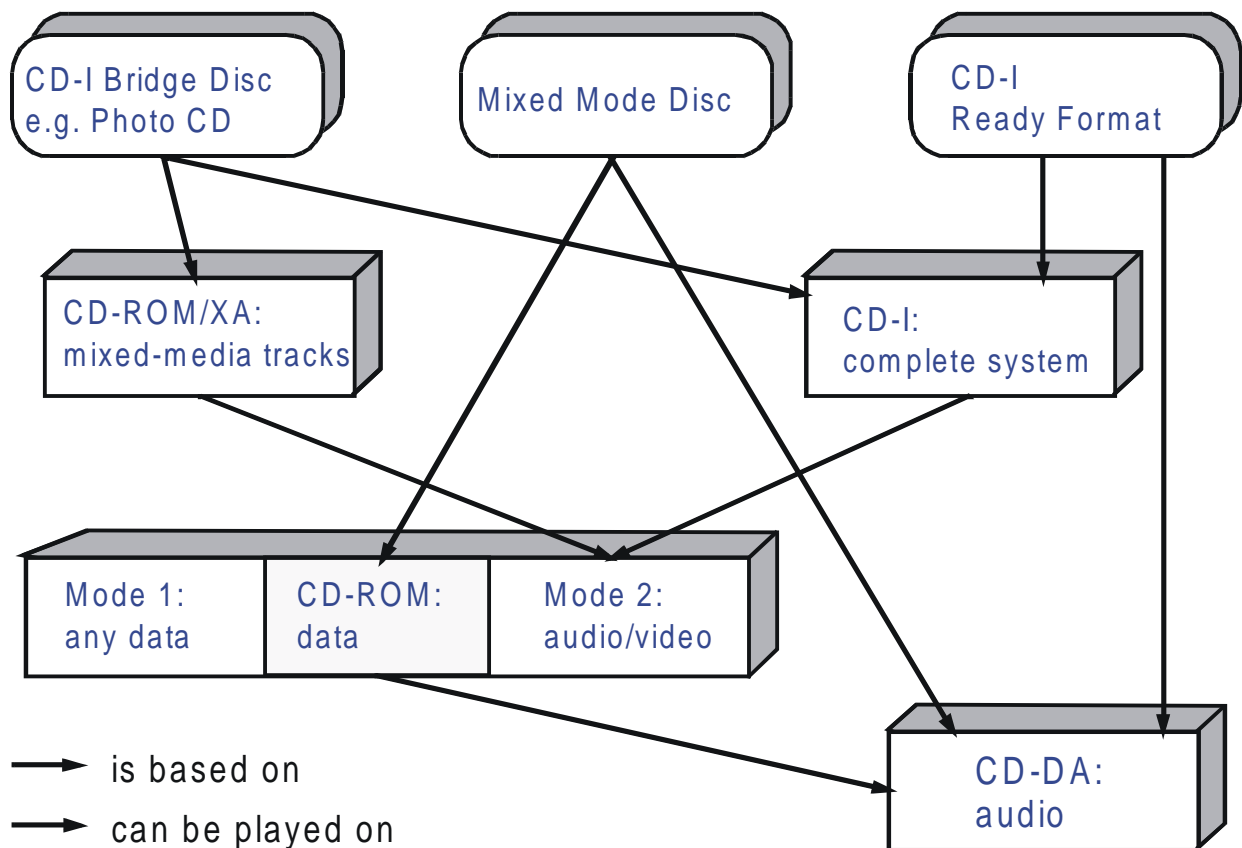
Improved error handling for text and program data with 4 bytes for error detection and 276 bytes for error correction.

CD-ROM/XA (Mode 2) Form 2



- Storage of compressed data (incl. audio, video)
- Only 4 bytes for error detection, no error correction
- 13% more data bytes

5.8 Further CD-ROM-based Developments



Overview of Further Developments

Further standards

- Directly based on the CD-ROM mode 2 standard
- CD-ROM/XA
 - allows for mode 1 and mode 2 blocks in the same track
- CD-I (CD Interactive)
 - a complete multimedia system

Compatibility formats

Formats that can be played on multiple players

- **CD-I Bridge Disc:** CD-ROM/XA and CD-I players
- **Mixed Mode Disc:** CD-ROM and CD-DA players
- **CD-I Ready Format:** CD-I and CD-DA players

A Graduate Course on Multimedia Technology	© Wolfgang Effelsberg, Ralf Steinmetz	5. Optical Memory	5-30
---	--	-------------------	------

Photo Compact Disc: Example of a CD Bridge Disc

Purpose: Storage of photos of high quality

History

- Eastman Kodak and N.V. Philips Company
- **1990** announcement of the Kodak Photo CD system

Characteristics

- Based on CD Write Once (CD-WO)
- Readable with:
 - Photo CD players
 - CD-I players
 - CD-ROM/XA players
- Written by:
 - Special Photo CD writers and CD-WO writers

Capabilities

- New professional and private application areas
- Simultaneous display of several images
- Image editing

A Graduate Course on Multimedia Technology	© Wolfgang Effelsberg, Ralf Steinmetz	5. Optical Memory	5-31
---	--	-------------------	------

Photo Compact Disc: ImagePac

Production

- Photos are taken with conventional cameras
- Digitized with 8 bits for the luminance component and 8 bits for each of the two chrominance components
- Written on CD

Image resolution of a Photo CD:

type of image	compr./uncompr.	number of lines	number of columns
base/16	uncompressed	128	192
base/14	uncompressed	256	384
base	uncompressed	512	768
4base	compressed	1024	1536
16base	compressed	2048	3072
64-Base	compressed	4.096	6.144

Per photo

- ImagePac at five different resolutions:
hierarchical coding
- About 3 to 6 MByte storage per ImagePac

A Graduate Course on Multimedia Technology	© Wolfgang Effelsberg, Ralf Steinmetz	5. Optical Memory	5-32
---	--	-------------------	------

5.9 CD-WO: Compact Disc Write Once

Defined in the Orange Book Standard Part II

A “raw” CD-WO has:

- a pre-grooven track
- an absorption layer between the substrate and the reflective layer

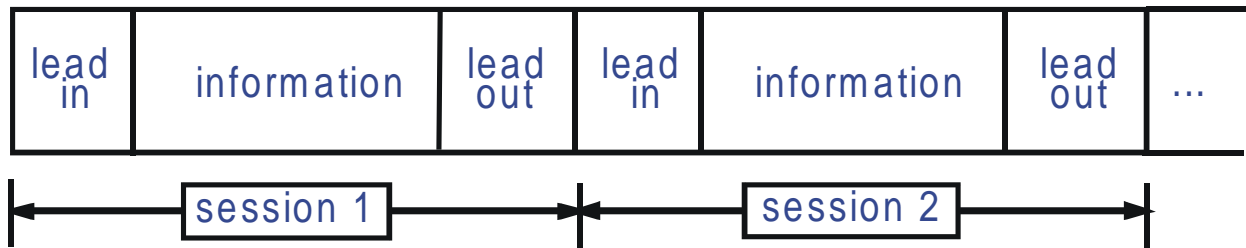
Recording: an irreversible change of the reflection characteristics by heating up the absorption layer (“burning”)

The CD-WO can be played in CD-DA players.

A Graduate Course on Multimedia Technology	© Wolfgang Effelsberg, Ralf Steinmetz	5. Optical Memory	5-33
---	--	-------------------	------

CD-WO: Sessions

Disc layout with several sessions



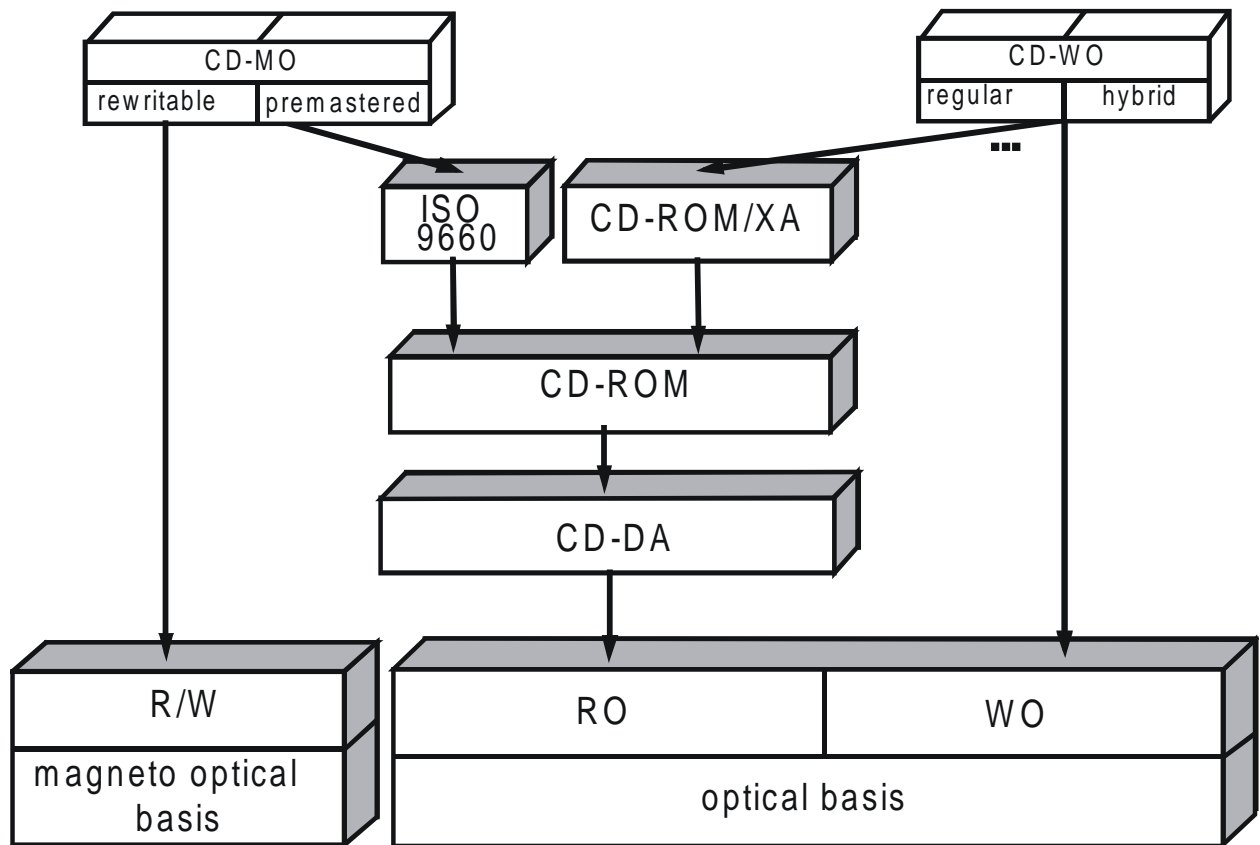
Sessions

- Burning can be done in several sessions each with:
 - Lead-in part
 - Data part
 - Lead-out part
- Maximum: 99 sessions

Note

- CD players older than 1992 can only read the first session
- Regular CD-WO: only one session
- Hybrid CD-WO: several sessions

5.10 CD-MO: Compact Disc Magneto Optical



CD-MO: Features and Principles

Definition in the Orange Book Standard Part I

- High capacity (double-sided): about 650 MByte
- Data transfer rate: about 1.2 Mbit/s

Features

- write data
- read data
- erase data
- rewrite data

Principles of the magneto-optical technique

- Write:
 - Heat up the blocks
 - Apply about 10 x earth magnetic field
 - Polarization of single elements
- Erase:
 - Use a constant magnetic field
 - Simultaneously heat up the block
- Read:
 - Polarization of light is influenced by magnetic characteristics

5.11 DVD: Digital Video Disk

Also known as: „**Digital Versatile Disk**“

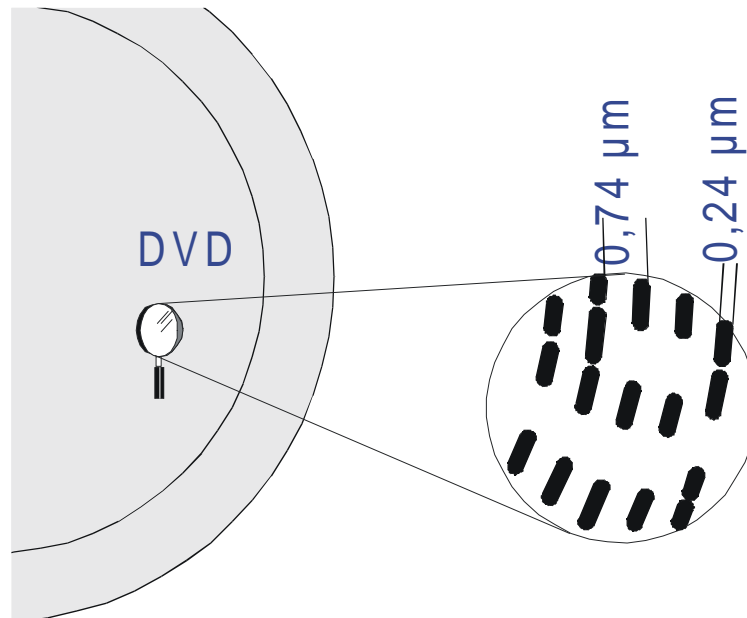
Goal: to create a new optical medium to store an entire high-quality digital movie on one disk.

Formats

- single-sided single-layer
- single-sided double-layer: laser must switch focus to read the other layer
- double-sided: disk must be flipped over to read the other side

A Graduate Course on Multimedia Technology	© Wolfgang Effelsberg, Ralf Steinmetz	5. Optical Memory	5-37
---	--	-------------------	------

DVD - Technical Overview



CD-like optical storage medium

Capacity considerably higher than CD

- Pit and lands shorter
- tracks more narrow

EFM PLUS error correction scheme

- more robust than the CD scheme
- maps 8 bits of data to 16 bits (encoded), no need for *merging bits*

CD vs. DVD

	CD	DVD
Media diameter	120 mm	120 mm
Media thickness	1,2 mm	1,2 mm
Wavelength of laser light	780 nm (infrared)	650 und 635 nm (red)
Track distance	1,6 μm	0,74 μm
Min. pit / land length	0,83 μm	0,4 μm
Data layers	1	1 or 2
Sides	1	1 or 2
Capacity	ca. 650 MB	ca. 4.38 GB (SLSS) ca. 7.95 GB (DLSS) ca. 8.75 GB (SLDS) ca. 15.9 GB (DLDS)
Video data rate	ca. 1,5 Mbit/s	1-10 Mbit/s (var.)
Video compression standard	MPEG-1	MPEG-2
Video capacity	ca. 1 h	between 2 and 8 h (depending on format)
Sound tracks	2-channel MPEG audio	2-channel PCM 5.1-chanel AC-3 optional: up to 8 data streams
Subtitles	-	up to 32 languages

DVD: Variants

DVD Read Only Specification (DVD-ROM, Book A):

- Storage medium with high capacity, successor of the CD-ROM

DVD Video Specification (DVD-Video, Book B):

- Special application of the DVD for the distribution of “linear“ video streams

DVD Audio Specification (DVD-Audio, Book C):

- Special application of the DVD for the distribution of pure audio data, similar to the CD-DA

DVD Recordable Specification (DVD-R, Book D):

- Variant of the DVD that allows to record once

•DVD Rewriteable Specification (DVD-RW, Buch E):

- Variant of the DVD that allows to record several times. Also called DVD-RAM (Random Access Memory)

A Graduate Course on Multimedia Technology	© Wolfgang Effelsberg, Ralf Steinmetz	5. Optical Memory	5-40
---	--	-------------------	------

DVD: Physical Disk Configurations

Name	Diameter (cm)	Sides	Layers per side	Capacity (GB)	Remarks
DVD-5	12	SS	SL	4,38	>2 h video
DVD-9	12	SS	DL	7,95	ca. 4 h video
DVD-10	12	DS	SL	8,75	ca. 4.5 h video
DVD-18	12	DS	DL	15,9	> 8 h video
DVD-1*	8	SS	SL	1,36	ca. 1/2 h video
DVD-2*	8	SS	DL	2,48	ca. 1.3 h video
DVD-3*	8	DS2	SL	2,72	ca. 1.4 h video
DVD-4*	8	DS	DL	4,95	ca. 2.5 h video
DVD-R	12	SS	SL	3,68	
DVD-R	12	DS	SL	7,38	
DVD-R	8	SS	SL	1,15	
DVD-R	8	DS	SL	2,3	
DVD-RAM	12	SS	SL	2,4	
DVD-RAM	12	DS	SL	4,8	